

**HO.DRD. OMNI Bonds 1893/2024-25/F-248****October 25, 2024**

The Manager (Listing) Bombay Stock Exchange Ltd., 25th Floor, PhirozJeejeebhoy Towers, Dalal Street, Fort, Mumbai – 400 001	The Manager (Listing) National Stock Exchange of India Ltd., Exchange Plaza, 5th Floor, Plot No. C/1, G Block, Bandra Kurla Complex, Bandra(E) Mumbai – 400 051
---	--

Dear Sir / Madam,

**Sub: Intimation under Regulations 51 (1)(2) of SEBI (LODR) Regulation, 2015 in  
r/o IDBI Omni Bonds as on September 30, 2024**

Regulation(s), 51 (1)(2) of SEBI (LODR) Regulation 2015, stipulates that the listed entity (called herewith the “IDBI Bank Ltd”) shall disclose information to the stock exchange(s) of all events which are material, all information which is price sensitive and/or have bearing on performance /operation of the listed entity

In compliance with the above Regulation(s), we herewith submit Financial Results for the Quarter ended September 2024. You are requested to kindly take the above information on record in terms of Regulation 51(1) (2) of the SEBI (LODR) Regulations, 2015.

Thanking You.

**Yours faithfully,**

For IDBI Bank Ltd



(Sh. Sourav Mahajan)

Assistant General Manager





CIN: L65190MH2004GOI148838

आईडीबीआई बैंक लिमिटेड  
पंजीकृत कार्यालय : आईडीबीआई टॉवर,  
डब्ल्यूटीसी कॉम्प्लेक्स, कफ परेड,  
मुंबई - 400 005.  
टेलिफोन : (+91 22) 6655 3355  
(+91 22) 6655 3405, 3410, 3404  
फैक्स : (+91 22) 2218 0411  
वेबसाइट : www.idbibank.in

IDBI Bank Limited  
Regd. Office : IDBI Tower,  
WTC Complex, Cuffe Parade,  
Mumbai - 400 005.  
TEL.: (+91 22) 6655 3355  
(+91 22) 6655 3405, 3410, 3404  
FAX : (+91 22) 2218 0411  
Website : www.idbibank.in

25 अक्टूबर 2024

The Manager (Listing) BSE Ltd., 25th Floor, Phiroz Jeejeebhoy Towers, Dalal Street, Fort, Mumbai – 400 001	The Manager (Listing) National Stock Exchange of India Ltd., Exchange Plaza, 5th Floor, Plot No.C/1, G Block, Bandra Kurla Complex, Bandra(E), Mumbai – 400 051
--	--

Dear Sir/Madam,


**Un-audited Financial Results for the  
Quarter and half year ended September 30, 2024 and  
Limited Review Report submitted by Statutory Auditors**

In terms of Regulations 33 and 52 of the SEBI (LODR) Regulations, 2015, we advise that the Board of Directors of IDBI Bank Ltd., at their meeting held on Friday, October 25, 2024, have taken on record the Un-audited Financial Results of the Bank for the quarter and half year ended September 30, 2024. We enclose a statement of the results approved at the above meeting. The Board Meeting commenced at 12.30 p.m and concluded at 2.40 p.m.

Further, please find enclosed the Limited Review Report for the quarter and half year ended September 30, 2024 received from Suri & Co. and Chokshi & Chokshi, Statutory Auditors of IDBI Bank Ltd.

Kindly acknowledge receipt and take the above on record.

भवदीया,  
कृते आईडीबीआई बैंक लिमिटेड

  
25/10/24  
[ज्योति नायर]  
कंपनी सचिव





CIN: L65190MH2004GOI148838

आईडीबीआई बैंक लिमिटेड

पंजीकृत कार्यालय : आईडीबीआई टॉवर,

इन्डियन कोम्प्लेक्स, कफ परेड,

मुंबई - 400 005.

टेलिफोन : (+91 22) 6655 3355, 2218 9111

फैक्स : (+91 22) 2218 0411

वेबसाइट : www.idbi.com

IDBI Bank Limited

Regd. Office : IDBI Tower,

WTC Complex, Cuffe Parade,

Mumbai - 400 005.

TEL.: (+91 22) 6655 3355, 2218 9111

FAX : (+91 22) 2218 0411

Website : www.idbi.com

**IDBI BANK LIMITED**  
**Unaudited Standalone Financial Results for the Quarter and Half Year ended September 30, 2024**

Sr. No.	Particulars	Quarter Ended			Half Year Ended		(₹ in Crore)
		30.09.2024 (Unaudited)	30.06.2024 (Unaudited)	30.09.2023 (Unaudited)	30.09.2024 (Unaudited)	30.09.2023 (Unaudited)	31.03.2024 (Audited)
1	Interest earned (a)+(b)+(c)+(d)	7,441.80	6,666.00	6,034.81	14,107.80	12,894.80	26,426.13
	(a) Interest/discount on advances/bills	5,257.52	4,424.03	4,018.80	9,681.55	8,880.69	17,970.67
	(b) Income on investments	2,022.73	2,094.43	1,872.47	4,117.16	3,664.68	7,737.61
	(c) Interest on balances with Reserve Bank of India and other inter bank funds	121.20	81.24	75.54	202.44	210.42	339.85
	(d) Others	40.35	66.30	68.00	106.65	139.01	378.00
2	Other Income	1,312.74	805.25	889.37	2,117.99	1,741.33	3,610.91
A.	Total Income (1+2)	8,754.54	7,471.25	6,924.18	16,225.79	14,636.13	30,037.04
3	Interest Expended	3,566.33	3,433.18	2,968.32	6,999.51	5,830.72	12,239.69
4	Operating Expenses (a)+(b)	2,181.88	1,962.54	1,884.19	4,144.42	3,715.02	8,205.29
	(a) Employees cost	1,096.25	952.34	907.09	2,048.59	1,855.80	4,254.44
	(b) Other operating expenses	1,085.63	1,010.20	977.10	2,095.83	1,859.22	3,950.85
B.	Total Expenditure (3+4) (excluding provisions and contingencies)	5,748.21	5,395.72	4,852.51	11,143.93	9,545.74	20,444.98
C.	Operating profit (A-B) (Profit before Provisions & Contingencies)	3,006.33	2,075.53	2,071.67	5,081.86	5,090.39	9,592.06
D.	Provisions (other than tax) and Contingencies (Net) (Including write offs)	555.19	(443.46)	(227.46)	111.73	962.97	1,396.64
	of which provisions for Non-performing Assets (Net of reversals)	(165.01)	(1,439.19)	(113.07)	(1,604.20)	468.28	(670.52)
E.	Exceptional items	-	-	-	-	-	-
F.	Profit from Ordinary Activities before tax (C-D-E)	2,451.14	2,518.99	2,299.13	4,970.13	4,127.42	8,195.42
G.	Tax Expense (Refer Note 14)	614.69	799.72	975.86	1,414.41	1,579.97	2,561.33
H.	Net Profit from Ordinary Activities after tax (F-G)	1,836.45	1,719.27	1,323.27	3,555.72	2,547.45	5,634.09
I.	Extraordinary items (net of tax expense)	-	-	-	-	-	-
J.	Net Profit for the period (H-I)	1,836.45	1,719.27	1,323.27	3,555.72	2,547.45	5,634.09
5	Paid-up equity share capital (Face Value ₹10 Per Share)	10,752.40	10,752.40	10,752.40	10,752.40	10,752.40	10,752.40
6	Reserves excluding Revaluation Reserves (as per Balance sheet of previous year)						31,196.01
7	Analytical Ratios & Other Disclosures						
(i)	Percentage of shares held by Government of India	45.48	45.48	45.48	45.48	45.48	45.48
(ii)	Capital Adequacy Ratio (%) (Basel III) #	21.98	22.42	21.26	21.98	21.26	22.26
	(a) CET 1 Ratio (%)	19.89	20.26	18.86	19.89	18.86	20.11
	(b) Additional Tier 1 ratio (%)	-	-	-	-	-	-
(iii)	Earnings Per Share (EPS) (₹) (Face Value ₹10 Per Share)						
	(a) Basic EPS- Before and After Extraordinary items (net of tax expense) (not annualised)	1.71	1.60	1.23	3.31	2.37	5.24
	(b) Diluted EPS- Before and After Extraordinary items (net of tax expense) (not annualised)	1.71	1.60	1.23	3.31	2.37	5.24
(iv)	NPA Amount/ Ratios						
	(a) Gross NPAs	7,653.13	7,795.42	8,645.23	7,653.13	8,645.23	8,916.84
	(b) Net NPAs	401.60	453.57	651.01	401.60	651.01	643.83
	(c) % of Gross NPAs to Gross Advances	3.68	3.87	4.90	3.68	4.90	4.53
	(d) % of Net NPAs to Net Advances	0.20	0.23	0.39	0.20	0.39	0.34
(v)	Net Interest Margin % (Annualised)	4.87	4.18	4.33	4.53	5.07	4.93
(vi)	Return on Assets % (Annualised)	1.97	1.83	1.59	1.90	1.54	1.65
(vii)	Net Worth (excl. Revaluation Reserve, FCTR & Intangibles) #	36412.32	35,441.30	28,653.91	36412.32	28,653.91	32,842.82
(viii)	Debt Equity Ratio (times) (equity excludes revaluation reserve, FCTR, intangibles & transition reserves)*	0.56	0.60	0.72	0.56	0.72	0.52
(ix)	Total debts to total assets %*	5.45	5.76	6.18	5.45	6.18	4.70
(x)	Outstanding redeemable Preference Shares	-	-	-	-	-	-
(xi)	Capital Redemption Reserve	-	-	-	-	-	-
(xii)	Debenture Redemption Reserve	-	-	-	-	-	-

\* Capital Net worth computation does not include amount of transition reserves as on Sep 30, 2024 &amp; June 30, 2024.

\* Debt &amp; Total debts represents total borrowings of the Bank





CIN: L65190MH2004GO1148838

**IDBI BANK LIMITED**  
**STANDALONE CASH FLOW STATEMENT FOR THE HALF YEAR ENDED SEPTEMBER 30, 2024**

(₹ in crore)

Particulars	Half Year ended		Year ended
	30.09.2024	30.09.2023	31.03.2024
	(Unaudited)	(Unaudited)	(Audited)
<b>A. Cash flow from Operating Activities</b>			
(1) Net profit/(loss) before tax and extra-ordinary items	4,970.13	4,127.42	8,195.42
(2) Adjustments :			
- (Profit) / Loss on sale of Fixed Assets	2.37	(0.97)	0.71
- Depreciation and revaluation loss	262.30	246.63	536.42
- Amortisation of premium on Held to Maturity investments	51.30	87.00	173.25
- Provisions/ Write off of Loans/ Investments	(1,710.47)	616.89	1,294.19
- Provisions for Standard and Restructured Assets	1,965.60	212.90	(172.88)
- Other Provisions	(143.34)	133.30	275.48
- (Profit)/ Loss on revaluation of Investments	(342.27)	(48.39)	(11.27)
- Interest on borrowings (other than operational activities)	348.12	353.95	707.18
- Dividend received from subsidiary companies/joint ventures/Associates	(19.50)	(17.91)	(17.91)
	<b>5,384.24</b>	<b>5,710.82</b>	<b>10,980.59</b>
(3) Adjustments for (increase)/ decrease in operating assets:			
- Investments	1,356.59	(12,433.59)	(15,690.69)
- Advances	(11,564.77)	(6,605.28)	(27,062.87)
- Other Assets	331.80	1,312.81	2,569.68
(4) Adjustments for increase/ (decrease) in operating liabilities:			
- Borrowings	4,201.21	8,013.10	4,444.95
- Deposits	(54.78)	(6,055.75)	22,167.18
- Other liabilities and provisions	259.85	(192.77)	1,685.20
Cash Flow from Operating Activities before taxes	(85.86)	(10,250.66)	(905.96)
Direct Taxes paid (Net of Refund)	(49.96)	(233.30)	(282.22)
Net Cash flow from / (used in) Operating activities	(135.82)	(10,483.96)	(1,188.18)
<b>B. Cash Flow from Investing activities</b>			
- Purchase of fixed assets including work in progress	(116.73)	(112.09)	(302.11)
- Sale of fixed assets	1.00	1.04	1.93
- Dividend received from subsidiary companies/joint ventures/Associates	19.50	17.91	17.91
Net Cash flow from / (used in) Investing activities	(96.23)	(93.14)	(282.27)
<b>C. Cash Flow from Financing activities</b>			
- Dividend paid	(1,611.79)	(1,074.63)	(1,074.66)
- Interest paid on borrowings	(74.05)	(73.99)	(707.28)
- Redemption of Bonds	(1,000.00)	-	-
Net Cash flow from / (used in) Financing activities	(2,685.84)	(1,148.62)	(1,781.94)
D. Effect of exchange fluctuation on translation reserve	0.93	8.63	4.53
Net increase/ (decrease) in cash & cash Equivalents (A+B+C+D)	(2,916.96)	(11,717.09)	(3,247.86)
Cash & Cash Equivalents as at the beginning of the year	25,932.89	29,180.75	29,180.75
Cash & Cash Equivalents as at the end of the period	<b>23,015.93</b>	<b>17,463.66</b>	<b>25,932.89</b>
Notes to Cash Flow Statement:			
1. Cash and Cash equivalents included in the cash flow statement comprise the following Balance Sheet items:			
Cash & Balances with Reserve Bank of India	16,360.63	13,903.05	13,990.96
Balances with banks & money at call and short notice	6,655.30	3,560.61	11,941.93
<b>Total</b>	<b>23,015.93</b>	<b>17,463.66</b>	<b>25,932.89</b>
2. Cash Flow from Operating activities is reported by using Indirect method			





## Standalone Segment Information for the Quarter and Half Year ended September 30, 2024

(₹ in Crore)

Sr. No.	Particulars	Quarter Ended			Half Year Ended		Year Ended
		30.09.2024 (Unaudited)	30.06.2024 (Unaudited)	30.09.2023 (Unaudited)	30.09.2024 (Unaudited)	30.09.2023 (Unaudited)	31.03.2024 (Audited)
<b>a.</b>	<b>Segment Revenue</b>						
	Corporate/Wholesale banking	2,615.97	1,975.71	1,743.77	4,591.68	4,440.24	8,807.66
	Retail banking	8,162.20	8,145.04	7,490.11	16,307.24	14,596.25	30,103.90
	Treasury	4,032.59	3,430.60	3,157.78	7,463.19	6,438.18	13,361.92
	Other banking operations	65.75	32.30	46.85	98.05	71.78	212.78
	Unallocated	-	-	-	-	-	87.54
	<b>Total</b>	<b>14,876.51</b>	<b>13,583.65</b>	<b>12,438.51</b>	<b>28,460.16</b>	<b>25,546.45</b>	<b>52,573.80</b>
	Less :- Inter-segment revenue	6,121.97	6,112.40	5,514.33	12,234.37	10,910.32	22,536.76
	<b>Net Segment Revenue</b>	<b>8,754.54</b>	<b>7,471.25</b>	<b>6,924.18</b>	<b>16,225.79</b>	<b>14,636.13</b>	<b>30,037.04</b>
<b>b.</b>	<b>Segment Results -Profit/(Loss) before tax</b>						
	Corporate/Wholesale banking	(343.84)	524.18	601.58	180.34	2,163.56	3,519.27
	Retail banking	995.80	1,102.49	1,129.74	2,098.29	634.46	2,257.91
	Treasury	1,749.12	868.49	534.39	2,617.61	1,278.38	2,178.77
	Other banking operations	50.06	23.83	33.42	73.89	51.02	151.93
	Unallocated	-	-	-	-	-	87.54
	<b>Profit/(Loss) before tax</b>	<b>2,451.14</b>	<b>2,518.99</b>	<b>2,299.13</b>	<b>4,970.13</b>	<b>4,127.42</b>	<b>8,195.42</b>
	Income taxes	614.69	799.72	975.86	1,414.41	1,579.97	2,561.33
	<b>Net profit/(Loss)</b>	<b>1,836.45</b>	<b>1,719.27</b>	<b>1,323.27</b>	<b>3,555.72</b>	<b>2,547.45</b>	<b>5,634.09</b>
<b>c.</b>	<b>Segment assets</b>						
	Corporate/Wholesale banking	55,596.81	51,107.95	47,345.22	55,596.81	47,345.22	50,506.06
	Retail banking	160,165.59	151,701.60	132,679.26	160,165.59	132,679.26	141,950.81
	Treasury	146,478.08	157,378.64	141,587.29	146,478.08	141,587.29	159,116.55
	Other banking operations	25.40	20.02	6.46	25.40	6.46	3.71
	Unallocated assets	10,121.22	10,815.87	12,622.82	10,121.22	12,622.82	11,613.34
	<b>Total assets</b>	<b>372,387.10</b>	<b>371,024.08</b>	<b>334,241.05</b>	<b>372,387.10</b>	<b>334,241.05</b>	<b>363,190.47</b>
<b>d.</b>	<b>Segment liabilities</b>						
	Corporate/Wholesale banking	33,151.48	32,759.41	25,419.30	33,151.48	25,419.30	30,916.76
	Retail banking	256,690.53	255,529.83	237,650.04	256,690.53	237,650.04	261,699.59
	Treasury	29,111.02	29,609.82	24,372.39	29,111.02	24,372.39	20,692.26
	Other banking operations	2.61	2.06	-	2.61	-	-
	Unallocated liabilities	-	-	-	-	-	-
	<b>Total liabilities</b>	<b>318,955.64</b>	<b>317,901.12</b>	<b>287,441.73</b>	<b>318,955.64</b>	<b>287,441.73</b>	<b>313,308.61</b>
<b>e.</b>	<b>Capital employed (Segment assets-Segment liabilities)</b>						
	Corporate/Wholesale banking	22,445.34	18,348.53	21,925.92	22,445.34	21,925.92	19,589.30
	Retail banking	(96,524.94)	(103,828.23)	(104,970.78)	(96,524.94)	(104,970.78)	(119,748.78)
	Treasury	117,367.05	127,768.82	117,214.90	117,367.05	117,214.90	138,424.29
	Other banking operations	22.79	17.96	6.46	22.79	6.46	3.71
	Unallocated	10,121.22	10,815.87	12,622.82	10,121.22	12,622.82	11,613.34
	<b>Total</b>	<b>53,431.46</b>	<b>53,122.95</b>	<b>46,799.32</b>	<b>53,431.46</b>	<b>46,799.32</b>	<b>49,881.86</b>
<b>Notes on Segment Reporting:</b>							
1) As per extant RBI guidelines and in compliance with the applicable Accounting Standard (AS) – 17, 'Segment Reporting', reportable segments are identified as Treasury, Corporate/Wholesale Banking, Retail Banking and other Banking operations.							
2) These segments have been identified in line with the said Accounting Standard (AS) after considering the nature and risk profile of the products and services, the target customer profile, the organization structure and the internal reporting system of the Bank.							
3) In determining 'Segment Results', the funds transfer price mechanism adopted by the Bank has been used.							
4) Results, Revenue and Capital Employed of International operations are included in Corporate/Wholesale Banking segment.							
5) Business Segments have been identified and reported taking into account the target customer profile, the nature of products and services, the differing risks and returns, the organisation structure, the internal business reporting system and the guidelines prescribed by the RBI. Vide its circular dated April 7, 2022 on establishment of Digital Banking Units (DBUs), the RBI has prescribed reporting of Digital Banking Segment as a sub-segment of Retail Banking Segment. The proposed DBUs of the Bank have not commenced operations and having regard to the discussions of the DBU Working Group formed by Indian Banks' Association (IBA) (which included representatives of banks and RBI), reporting of Digital Banking as a separate sub-segment of Retail Banking Segment will be implemented by the Bank based on the decision of the DBU Working Group.							



**Chokshi & Chokshi LLP**  
**Chartered Accountants**  
15/17, Raghavji B Bldg, Ground Floor,  
Raghavji Road, Gowalia Tank,  
Off Kemps Corner, Mumbai 400036  
LLP Registration No. AAC-8909

**Suri & Co.**  
**Chartered Accountants**  
Unit No. 2A 1,  
Gundecha Onclave,  
Kherani Road, Sakinaka,  
Andheri (East), Mumbai - 400072

**INDEPENDENT AUDITORS' LIMITED REVIEW REPORT ON UNAUDITED  
STANDALONE FINANCIAL RESULTS FOR THE QUARTER AND HALF YEAR ENDED  
SEPTEMBER 30, 2024 OF IDBI BANK LIMITED PURSUANT TO THE REGULATIONS 33  
AND 52 READ WITH REGULATION 63(2) OF THE SEBI (LISTING OBLIGATIONS AND  
DISCLOSURE REQUIREMENTS) REGULATIONS, 2015 AS AMENDED**

**To**  
**The Board of Directors**  
**IDBI Bank Limited**  
**Mumbai**

1. We have reviewed the accompanying Statement of Unaudited Standalone Financial Results of IDBI Bank Limited (hereinafter referred to as "the Bank") for the quarter and half year ended September 30, 2024 ("the Statement"), being submitted by the Bank pursuant to the requirements of Regulations 33 and 52 read with Regulation 63(2) of the SEBI (Listing Obligations and Disclosure Requirements) Regulations 2015, as amended ("Listing Regulations") except, for the disclosures relating to Pillar 3 as at September 30, 2024, including leverage ratio, liquidity coverage ratio and net stable funding ratio under Basel III Capital Regulations as have been disclosed on the Bank's website and in respect of which a link has been provided in the Note 12 to the Statement and have not been reviewed by us.
2. This Statement, which is the responsibility of the Bank's Management and approved by the Bank's Board of Directors, has been prepared in accordance with recognition and measurement principles laid down in Accounting Standard 25 "Interim Financial Reporting", as prescribed under section 133 of the Companies Act, 2013 read with relevant rules issued thereunder, the relevant provisions of the Banking Regulation Act, 1949, the circulars, guidelines and directions issued by the Reserve Bank of India ("RBI") in respect of income recognition, asset classification, provisioning and other related matters from time to time ("RBI Guidelines") and other accounting principles generally accepted in India and in compliance with the Listing Regulations. Our responsibility is to issue a conclusion on the Statement based on our review.
3. We conducted our review of the Statement in accordance with the Standard on Review Engagements (SRE) 2410 "Review of Interim Financial Information Performed by the Independent Auditor of the Entity", issued by the Institute of Chartered Accountants of India. This standard requires that we plan and perform the review to obtain moderate assurance as to whether the Statement is free of material misstatement. A review is limited primarily to inquiries of Bank's personnel, primarily of persons responsible for financial and accounting matters, and analytical and other review procedures applied to financial data and thus provides less assurance than an audit conducted in accordance with the Standards on Auditing specified under Section 143(10) of the Companies Act, 2013 and consequently does not enable us to obtain assurance that we would become aware of all significant matters that might be identified in an audit. We have not performed an audit and accordingly, we do not express an audit opinion.





<b>Chokshi &amp; Chokshi LLP</b> <b>Chartered Accountants</b>	<b>Suri &amp; Co.</b> <b>Chartered Accountants</b>
--	---

#### Conclusion

4. Based on our review conducted as stated in paragraph 3 above, nothing has come to our attention that causes us to believe that the accompanying Statement, including notes thereon, has not been prepared in accordance with the recognition and measurement principles laid down in AS 25, prescribed under Section 133 of the Companies Act, 2013 read with relevant rules issued thereunder, RBI Guidelines and other accounting principles generally accepted in India and has not disclosed the information required to be disclosed in terms of the Listing Regulations including the manner in which it is to be disclosed or that it contains any material misstatement or that it has not been prepared in accordance with the relevant prudential norms issued by the RBI in respect of income recognition, asset classification, provisioning and other related matters except for the disclosures relating to Pillar 3 disclosures as at September 30, 2024, including leverage ratio, liquidity coverage ratio and net stable funding ratio under Basel III Capital Regulations as have been disclosed on the Bank's website and in respect of which a link has been provided in the Note 12 to the Statement and have not been reviewed by us.


#### Other Matter

5. The standalone financial results of the Bank for the earlier periods/year have been reviewed/audited by the predecessor joint statutory auditors, and their reports expressed an unmodified conclusion/opinion as per the details given below:

Standalone Financial Results	Limited Review/Audit Report
Quarter ended 30/06/2024	Unmodified conclusion as per the Limited Review Report dated 22/07/2024
Quarter and half year ended 30/09/2023	Unmodified conclusion as per the Limited Review Report dated 21/10/2023
Year ended 31/03/2024	Unmodified opinion as per the Audit Report dated 04/05/2024

Our conclusion is not modified in respect of this matter.

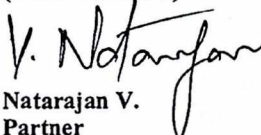
**For Chokshi & Chokshi LLP**  
**Chartered Accountants**  
**(FRN - 101872W / W100045)**

  
**Rakesh Jain**  
**Partner**  
**(Membership No. 042364)**  
**UDIN: 24042364BKYNWJ4818**



**Place: Mumbai**  
**Date: 25/10/2024**

**For Suri & Co.**  
**Chartered Accountants**  
**(FRN - 004283S)**

  
**Natarajan V.**  
**Partner**  
**(Membership No. 223118)**  
**UDIN: 24223118BKBNTB5106**



**Place: Mumbai**  
**Date: 25/10/2024**

**IDBI BANK LIMITED**  
**Unaudited Consolidated Financial Results for the Quarter and Half Year ended September 30, 2024**

(₹ in Crore)

Sr. No.	Particulars	Quarter Ended			Half Year Ended		Year Ended
		30.09.2024	30.06.2024	30.09.2023	30.09.2024	30.09.2023	31.03.2024
		(Unaudited)	(Unaudited)	(Unaudited)	(Unaudited)	(Unaudited)	(Audited)
1	Interest earned (a)+(b)+(c)+(d)	7,445.01	6,669.84	6,038.35	14,114.85	12,901.98	26,445.66
	(a) Interest/discount on advances/bills	5,256.50	4,423.04	4,018.08	9,679.54	8,879.66	17,967.81
	(b) Income on investments	2,027.04	2,099.17	1,876.68	4,126.21	3,672.84	7,755.06
	(c) Interest on balances with Reserve Bank of India and other inter bank funds	119.03	79.17	75.15	198.20	210.04	334.88
	(d) Others	42.44	68.46	68.44	110.90	139.44	387.91
2	Other Income	1,367.78	857.32	1,025.31	2,225.10	1,932.59	3,924.76
A.	Total Income (1+2)	8,812.79	7,527.16	7,063.66	16,339.95	14,834.57	30,370.42
3	Interest Expended	3,562.06	3,428.28	2,966.08	6,990.34	5,826.60	12,226.36
4	Operating Expenses (a)+(b)	2,226.59	1,996.56	1,922.27	4,223.15	3,796.02	8,370.39
	(a) Employees cost	1,141.98	997.41	952.57	2,139.39	1,945.37	4,438.24
	(b) Other operating expenses	1,084.61	999.15	969.70	2,083.76	1,850.65	3,932.15
B.	Total Expenditure (3+4) (excluding provisions and contingencies)	5,788.65	5,424.84	4,888.35	11,213.49	9,622.62	20,596.75
C.	Operating profit (A-B) (Profit before Provisions & Contingencies)	3,024.14	2,102.32	2,175.31	5,126.46	5,211.95	9,773.67
D.	Provisions (other than tax) and Contingencies (Net) (Including write offs)	554.27	(443.26)	(221.64)	111.01	971.58	1,406.21
	of which provisions for Non-performing Assets (Net of reversals)	(165.01)	(1,439.19)	(113.07)	(1,604.20)	468.27	(670.52)
E.	Exceptional items	-	-	-	-	-	-
F.	Profit from Ordinary Activities before tax (C-D-E)	2,469.87	2,545.58	2,396.95	5,015.45	4,240.37	8,367.46
G.	Tax Expense (Refer Note 14)	621.14	806.43	1,003.71	1,427.57	1,612.85	2,604.05
H.	Net Profit from Ordinary Activities after tax (F-G)	1,848.73	1,739.15	1,393.24	3,587.88	2,627.52	5,763.41
I.	Extraordinary items (net of tax expense)	-	-	-	-	-	-
J.	a) Net Profit for the period before Minority Interest & Share of Profit in Associate (H-I)	1,848.73	1,739.15	1,393.24	3,587.88	2,627.52	5,763.41
K.	Add: Share of Profit in Associate	20.54	-	-	20.54	-	50.69
L.	Less: Minority Interest	8.47	4.83	7.84	13.30	12.86	25.99
	b) Net Profit for the period after Minority Interest & Share of Profit/Loss in Associate (J+K-L)	1,860.80	1,734.32	1,385.40	3,595.12	2,614.66	5,788.11
5	Paid-up equity share capital (Face Value ₹10 Per	10,752.40	10,752.40	10,752.40	10,752.40	10,752.40	10,752.40
6	Reserves excluding Revaluation Reserves (as per Balance sheet of previous year)						32,387.20
7	Analytical Ratios & Other Disclosures						
	(i) Percentage of shares held by Government of India	45.48	45.48	45.48	45.48	45.48	45.48
	(ii) Capital Adequacy Ratio (%) (Basel III) #	22.13	22.57	21.40	22.13	21.40	22.43
	(a) CET 1 Ratio (%)	20.06	20.43	19.02	20.06	19.02	20.29
	(b) Additional Tier 1 ratio (%)	-	-	-	-	-	-
	(iii) Earnings Per Share (EPS) (₹) (Face Value ₹10 Per Share)						
	(a) Basic EPS- Before and After Extraordinary items (net of tax expense) (not annualised)	1.73	1.61	1.29	3.34	2.43	5.38
	(b) Diluted EPS- Before and After Extraordinary items (net of tax expense) (not annualised)	1.73	1.61	1.29	3.34	2.43	5.38

# Capital computation does not include amount of transition reserves as on Sep 30, 2024 & June 30, 2024.







CIN: L65190MH2004GOI148838

Consolidated Segment Information for the Quarter and Half year ended September 30, 2024

(₹ in Crores)

Sr. No.	Particulars	Quarter ended			Half Year Ended		Year Ended
		30.09.2024	30.06.2024	30.09.2023	30.09.2024	30.09.2023	31.03.2024
		(Unaudited)	(Unaudited)	(Unaudited)	(Unaudited)	(Unaudited)	(Audited)
<b>a.</b>	<b>Segment Revenue</b>						
	Corporate/Wholesale banking	2,595.49	1,971.82	1,721.98	4,567.31	4,415.28	8,766.43
	Retail banking	8,162.20	8,145.04	7,490.11	16,307.24	14,596.25	30,103.92
	Treasury	4,032.59	3,430.60	3,157.78	7,463.19	6,429.56	13,361.92
	Other banking operations	144.47	92.10	208.11	236.57	303.80	587.38
	Unallocated	-	-	-	-	-	87.54
	<b>Total</b>	<b>14,934.75</b>	<b>13,639.56</b>	<b>12,577.98</b>	<b>28,574.31</b>	<b>25,744.89</b>	<b>52,907.19</b>
	Less :- Inter-segment revenue	6,121.96	6,112.40	5,514.33	12,234.36	10,910.32	22,536.77
	<b>Net Segment Revenue</b>	<b>8,812.79</b>	<b>7,527.16</b>	<b>7,063.65</b>	<b>16,339.95</b>	<b>14,834.57</b>	<b>30,370.42</b>
<b>b.</b>	<b>Segment Results -Profit/(loss) before tax</b>						
	Corporate/Wholesale banking	(342.69)	551.03	608.92	208.33	2,186.18	3,578.89
	Retail banking	995.79	1,102.49	1,129.74	2,098.28	634.46	2,260.95
	Treasury	1,749.12	868.49	534.40	2,617.61	1,269.75	2,178.82
	Other banking operations	79.72	18.74	116.05	98.47	137.11	285.95
	Unallocated	-	-	-	-	-	87.54
	<b>Profit/(Loss) before tax</b>	<b>2,481.94</b>	<b>2,540.75</b>	<b>2,389.11</b>	<b>5,022.69</b>	<b>4,227.50</b>	<b>8,392.15</b>
	Income taxes	621.14	806.43	1,003.71	1,427.57	1,612.84	2,604.04
	<b>Net profit/(Loss)</b>	<b>1,860.80</b>	<b>1,734.32</b>	<b>1,385.40</b>	<b>3,595.12</b>	<b>2,614.66</b>	<b>5,788.11</b>
<b>c.</b>	<b>Segment assets</b>						
	Corporate/Wholesale banking	55,549.88	51,060.92	47,312.06	55,549.88	47,312.06	50,459.92
	Retail banking	160,165.59	151,701.60	132,679.26	160,165.59	132,679.26	141,950.82
	Treasury	146,915.82	157,753.55	141,938.25	146,915.82	141,938.25	159,518.19
	Other banking operations	758.22	743.64	661.79	758.22	661.79	690.84
	Unallocated assets	10,162.28	10,859.83	12,658.24	10,162.28	12,658.24	11,651.73
	<b>Total assets</b>	<b>373,551.79</b>	<b>372,119.54</b>	<b>335,249.60</b>	<b>373,551.79</b>	<b>335,249.60</b>	<b>364,271.50</b>
<b>d.</b>	<b>Segment liabilities</b>						
	Corporate/Wholesale banking	32,798.43	32,427.78	25,066.69	32,798.43	25,066.69	30,591.48
	Retail banking	256,690.53	255,529.83	237,650.04	256,690.53	237,650.04	261,699.58
	Treasury	29,111.02	29,609.82	24,372.39	29,111.02	24,372.39	20,692.27
	Other banking operations	274.19	249.61	256.77	274.19	256.77	215.12
	Unallocated liabilities	-	-	-	-	-	-
	<b>Total liabilities</b>	<b>318,874.17</b>	<b>317,817.04</b>	<b>287,345.89</b>	<b>318,874.17</b>	<b>287,345.89</b>	<b>313,198.45</b>
<b>e.</b>	<b>Capital employed (Segment assets-Segment liabilities)</b>						
	Corporate/Wholesale banking	22,751.45	18,633.14	22,245.37	22,751.45	22,245.37	19,868.45
	Retail banking	(96,524.94)	(103,828.23)	(104,970.78)	(96,524.94)	(104,970.78)	(119,748.77)
	Treasury	117,804.80	128,143.73	117,565.86	117,804.80	117,565.86	138,825.92
	Other banking operations	484.03	494.03	405.02	484.03	405.02	475.72
	Unallocated	10,162.28	10,859.83	12,658.24	10,162.28	12,658.24	11,651.73
	<b>Total</b>	<b>54,677.62</b>	<b>54,302.50</b>	<b>47,903.71</b>	<b>54,677.62</b>	<b>47,903.71</b>	<b>51,073.05</b>
	<b>Notes on Segment Reporting:</b>						
1)	As per extant RBI guidelines and in compliance with the applicable Accounting Standard (AS) – 17, 'Segment Reporting', reportable segments are identified as Treasury, Corporate/Wholesale Banking, Retail Banking and other Banking operations.						
2)	These segments have been identified in line with the said Accounting Standard (AS) after considering the nature and risk profile of the products and services, the target customer profile, the organization structure and the internal reporting system of the Bank.						
3)	In determining 'Segment Results', the funds transfer price mechanism adopted by the Bank has been used.						
4)	Results, Revenue and Capital Employed of International operations are included in Corporate/Wholesale Banking segment.						
5)	Business Segments have been identified and reported taking into account the target customer profile, the nature of products and services, the differing risks and returns, the organisation structure, the internal business reporting system and the guidelines prescribed by the RBI. Vide its circular dated April 7, 2022 on establishment of Digital Banking Units (DBUs), the RBI has prescribed reporting of Digital Banking Segment as a sub-segment of Retail Banking Segment. The proposed DBUs of the Bank have not commenced operations and having regard to the discussions of the DBU Working Group formed by Indian Banks' Association (IBA) (which included representatives of banks and RBI), reporting of Digital Banking as a separate sub-segment of Retail Banking Segment will be implemented by the Bank based on the decision of the DBU Working Group.						






**IDBI BANK LTD.**
**CONSOLIDATED CASH FLOW STATEMENT FOR THE HALF YEAR ENDED SEPTEMBER 30, 2024**

(₹ in Crore)

Particulars	Half Year ended		Year ended
	30.09.2024	30.09.2023	31.03.2024
	(Unaudited)	(Unaudited)	(Audited)
<b>A. Cash flow from Operating Activities</b>			
(1) Net Profit/ (Loss) before tax and extra-ordinary items	5,015.45	4,240.37	8,367.46
(2) Adjustments:			
- (Profit) / Loss on sale of Fixed Assets	2.37	(85.74)	(83.25)
- Depreciation and revaluation loss	265.62	249.97	543.31
- Amortisation of premium on Held to Maturity investments	51.30	87.00	173.25
- Provisions/ Write off of Loans/ Investments	(1,710.47)	635.13	1,295.74
- Provisions for Standard and restructured assets	1,965.60	212.90	(172.88)
- Other Provisions	(144.06)	141.88	283.50
- (Profit) / Loss on revaluation of Investments	(342.27)	(39.77)	(2.64)
- Interest on borrowings (other than operational activities)	348.12	352.66	707.17
	5,451.66	5,794.40	11,111.66
(3) Adjustments for (increase)/ decrease in operating assets:			
- Investments	1,300.96	(12,406.69)	(15,676.29)
- Advances	(11,564.82)	(6,578.84)	(27,042.64)
- Other Assets	297.14	1,176.60	2,537.11
(4) Adjustments for increase/ (decrease) in operating liabilities:			
- Borrowings	4,225.93	8,013.10	4,444.95
- Deposits	(89.33)	(6,209.18)	22,052.25
- Other liabilities and provisions	298.74	(147.57)	1,680.80
Cash Flow from Operating Activities before taxes	(79.72)	(10,358.18)	(892.16)
- Direct Taxes paid (Net of Refund)	(65.45)	(272.31)	(334.34)
Net Cash flow from / (used in) Operating activities	(145.17)	(10,630.49)	(1,226.50)
<b>B. Cash Flow from Investing activities</b>			
- Purchase of fixed assets	(118.51)	(119.44)	(312.02)
- Sale of fixed assets	1.77	88.70	90.07
Net Cash flow from / (used in) Investing activities	(116.74)	(30.74)	(221.95)
<b>C. Cash Flow from Financing activities</b>			
- Interest paid on borrowings	(74.05)	(72.69)	(707.28)
- Dividend paid	(1,611.79)	(1,074.63)	(1,074.66)
- Redemption of Bonds	(1,000.00)	-	-
- Dividend paid to minority	(13.66)	(11.61)	(11.58)
Net Cash flow from / (used in) Financing activities	(2,699.50)	(1,158.93)	(1,793.52)
D. Effect of exchange fluctuation to translation reserve	0.93	8.63	4.52
Net increase/ (decrease) in cash & cash Equivalents (A+B+C+D)	(2,960.48)	(11,811.53)	(3,237.45)
Cash & Cash Equivalents as at the beginning of the year	26009.48	29351.95	29246.93
Cash & Cash Equivalents as at the end of the period	23,049.00	17,540.42	26,009.48
Note to Cash Flow Statement:			
1. Cash and Cash equivalents included in the cash flow statement comprise the following Balance Sheet items:			
Cash & Balances with Reserve Bank of India	16,360.72	13,903.15	13,991.00
Balances with banks & money at call and short notice	6,688.28	3,637.27	12,018.48
Total	23,049.00	17,540.42	26,009.48
2. Cash Flow from Operating activities is reported by using Indirect method			







CIN: L65190MH2004GOI148838

### Statement of Assets & Liabilities


(₹ in Crore)

Particulars	As at 30.09.2024	As at 31.03.2024	As at 30.09.2023	As at 30.09.2024	As at 31.03.2024	As at 30.09.2023
	Standalone			Consolidated		
	(Unaudited)	(Audited)	(Unaudited)	(Unaudited)	(Audited)	(Unaudited)
<b>CAPITAL AND LIABILITIES</b>						
Capital	10,752.40	10,752.40	10,752.40	10,752.40	10,752.40	10,752.40
Reserves and Surplus	42,679.06	39,129.46	36,046.92	43,925.22	40,320.66	37,151.30
Minority Interest	-	-	-	152.49	152.86	139.73
Deposits	277,602.43	277,657.22	249,434.29	277,276.19	277,365.51	249,112.97
Borrowings	20,283.91	17,082.70	20,650.85	20,308.62	17,082.70	20,650.85
Other Liabilities and Provisions	21,069.30	18,568.69	17,356.59	21,136.87	18,597.37	17,442.35
<b>TOTAL</b>	<b>372,387.10</b>	<b>363,190.47</b>	<b>334,241.05</b>	<b>373,551.79</b>	<b>364,271.50</b>	<b>335,249.60</b>
<b>ASSETS</b>						
Cash and balances with Reserve Bank of India	16,360.63	13,990.96	13,903.05	16,360.72	13,991.00	13,903.15
Balances with banks and money at call and short notice	6,655.30	11,941.93	3,560.61	6,688.28	12,018.48	3,637.27
Investments	116,426.02	114,934.24	112,139.12	117,302.01	115,718.60	112,840.72
Advances	200,944.27	188,620.61	168,501.73	200,899.27	188,575.62	168,469.74
Fixed Assets	9,370.98	9,519.92	9,622.25	9,391.05	9,542.30	9,646.92
Other Assets	22,629.90	24,182.81	26,514.29	22,910.46	24,425.50	26,751.80
<b>TOTAL</b>	<b>372,387.10</b>	<b>363,190.47</b>	<b>334,241.05</b>	<b>373,551.79</b>	<b>364,271.50</b>	<b>335,249.60</b>



**Notes forming part of the Unaudited Standalone and Consolidated  
Financial Results for the Quarter and Half Year ended September 30, 2024**

1. The above Unaudited Standalone and Consolidated Financial Results ("the Financial Results") have been reviewed and recommended by the Audit Committee of the Board and approved by the Board of Directors at their respective meetings held on October 25, 2024.
2. These Financial Results for the quarter and half year ended September 30, 2024 have been subjected to limited review by the Joint Statutory Auditors – Chokshi & Chokshi LLP, Chartered Accountants and Suri & Co, Chartered Accountants who have issued an unmodified review reports thereon. The financial results for the quarter ended June 2024, quarter and half year ended September 2023 and year ended March 31, 2024 were reviewed/audited by the predecessor joint statutory auditors - Varma & Varma, Chartered Accountants and G. D. Apte & Co, Chartered Accountants, who had issued an unmodified review/audit reports thereon.
3. These financial results have been prepared in accordance with the recognition and measurement principles laid down in the Accounting Standards prescribed under section 133 of the Companies Act, 2013, the relevant provisions of the Banking Regulation Act, 1949 the circulars, guidelines and directions issued by the Reserve Bank of India ("RBI") from time to time ("RBI Guidelines") and other accounting principles generally accepted in India, and is in compliance with the presentation and disclosure requirements of Regulation 33 and Regulation 52 and read with Regulation 63 (2) of the SEBI (Listing Obligations and Disclosure Requirements) Regulations, 2015, as amended including relevant circulars issued by the SEBI from time to time.
4. The Bank has applied its significant accounting policies in the preparation of these financial results consistent with those followed in the annual financial statements for the year ended March 31, 2024 (Except as disclosed in Note 11). Circulars/ Directions issued by RBI are implemented prospectively when it becomes applicable, unless specifically required under circulars/directions.
5. The Financial Results have been arrived at after considering provision for standard assets (including requirements for exposures to entities with Unhedged Foreign Currency Exposures estimated by the Bank based on available financial results and declaration from Borrowers), provision for non-performing assets (NPAs), provision for non-performing investments, provision for income tax, employee benefits and other applicable provisions.
6. As at September 30, 2024, Bank continues to hold regulatory provision aggregating to ₹218 crore in terms of RBI's circular on Resolution Framework 1.0 and Resolution Framework 2.0. Based on management assessment, additional provision of ₹1680 crore are held for restructured Retail and Corporate borrowers.
7. Details of loans transferred/ acquired during the quarter ended September 30, 2024, as per 'Master Direction – Reserve Bank of India (Transfer of Loan Exposures) Directions, 2021' dated September 24, 2021 are given below:





- (a) Details of Non-Performing Assets (NPAs)/ Technical written off accounts (TWO) transferred during the Quarter ended September 30, 2024.

(₹crore, except for number of Accounts)

Particulars	To Reconstruction companies (ARCs)	To permitted transferees	To other transferees
No. of accounts-	-	-	-
Aggregate principal outstanding of loans transferred	-	-	-
Weighted average residual tenor of the loans transferred	-	-	-
Net book value of loans transferred (at the time of transfer)	-	-	-
Aggregate consideration	-	-	-
Additional consideration realized in respect of accounts transferred in earlier years (Redemptions from Security Receipts)	17.67	-	-

- (b) Bank has not acquired any loans not in defaults  
(c) Bank has not acquired any stressed loans and not transferred any loan not in default/ Special Mention Accounts (SMA).  
(d) The distribution of the Security Receipts (SRs) held by Bank across the various categories of Recovery Ratings assigned to such SRs by the credit rating agencies as at September 30, 2024:

Recovery Rating Band	Book Cost (₹crore)
RR1+	0.00
RR1	1449.87
RR2	0.00
RR3	3.09
RR4	5.30
RR5	5.39
Rating not applicable #	1366.21
<b>Total</b>	<b>2829.86</b>

# As per RBI guidelines post 8 years Rating is not applicable.

8. Details of resolution plan implemented under the Resolution Framework for COVID-19-related Stress as per RBI circular dated August 6, 2020 (Resolution Framework 1.0) and May 05, 2021 (Resolution Framework 2.0) as at September 30, 2024 are given below:

Format B


(₹crore)

Type of Borrower	(A) Exposure to accounts classified as Standard consequent to implementation of resolution plan - Position as at the end of the previous half year ended March 31, 2024 <sup>1,2</sup>	(B) Of aggregate amount of Debt that slipped in to NPA during the half year	(C) Of (A) amount written off during the half year	(D) Of (A) amount paid by the borrower during the half year <sup>3</sup>	(E) Exposure to accounts classified as Standard consequent to implementation of resolution plan - Position as at the end of this half year ended September 30, 2024 <sup>1,2</sup>
Personal Loans	2,002	82	-	296	1,741
Corporate persons	136	-	-	87	108
Of which, MSMEs	289	9	-	64	233
Others	17	3	-	16	11
<b>Total</b>	<b>2,155</b>	<b>85</b>	<b>-</b>	<b>399</b>	<b>1,860</b>

<sup>1</sup>. This excludes the other facilities to the borrower which have not been restructured.

<sup>2</sup>. Represents fund based outstanding balances of standard accounts.

<sup>3</sup>. Represents credits to the loan account of the borrower.



9. Provision Coverage Ratio (including Technical Write-Offs) is 99.42% as on September 30, 2024 (Previous Quarter 99.34%).
10. Other income includes fees earned from providing services to customers, commission income from non-fund based banking activities, earnings from foreign exchange and derivative transactions, mark to market provisions on investments, profit/ loss (including revaluation) from sale of investment, dividend received and recoveries from advances written off etc.
11. Effective April 1, 2024 the Bank has adopted the revised framework as detailed in RBI Master Direction on Classification, Valuation and Operation of Investment Portfolio issued on September 12, 2023 ('RBI Investment Directions 2023'). Accordingly, as prescribed under the transition provisions of the aforesaid framework, the Bank has accounted for adjustment of ₹1072.47 crore (net of taxes) in General Reserve including reversal of provision held for depreciation on the investment as at March 31, 2024 and of ₹401.36 crore in AFS Reserve as on April 1, 2024.
- Further in compliance with the RBI Investment Directions 2023, the valuation gains and losses for the period ended September 30, 2024 in respect of all performing investments held under AFS is aggregated and the net gain stands appropriated to AFS Reserve. The securities held in Fair Value through Profit and Loss ('FVTPL'), including investments classified as HFT, is fair valued at period ended September 30, 2024 and the revaluation profit/loss arising on such valuation has been credited/debited to the Profit and Loss account. Accordingly the corresponding previous period figures for the quarter ended September 30, 2023, March 31, 2024 and the figures for the financial year ended March 31, 2024 are not comparable.
12. As per extant RBI guidelines, the Banks are required to make Pillar 3 disclosures including Leverage ratio, Liquidity Coverage ratio and Net Stable Funding ratio under Basel III Framework. Accordingly such disclosures are made available on the website of the bank which can be accessed at the following link: <https://www.idbibank.in/regulatory-disclosures-section.aspx>. These disclosures have not been subjected to audit or review by the Joint Statutory Auditors of the Bank.
13. During the current quarter, the Bank had redeemed balance outstanding SASF securities amounting to ₹672.73 crore, against equivalent amount received from the Government of India. Consequently, the Bank has reversed equivalent provision held for the securities in the profit & loss account. Post redemption, outstanding balance of SASF securities as on September 30, 2024 is NIL.
14. During the quarter and half year ended September 30, 2023, the Bank as a prudence measure, decided not to recognize deferred tax asset on provisions created on specific standard accounts & restructured accounts w.e.f. September 30, 2023 and consequently tax expenses for the quarter/ half year ended September 2023 were higher by ₹400 crore and are not comparable with current quarter.
15. The consolidated financial results are prepared in accordance with Accounting Standard





Associates in Consolidated Financial Statements' and AS-27 'Financial Reporting of Interests in Joint Ventures'.

16. (a) The consolidated financial results comprise the financial results of IDBI Bank Limited ("Parent Company"/ "the Bank") and all its subsidiaries/ associates as under:

A. Subsidiaries @	% of Holding	Consolidated Upto
IDBI Capital Market & Securities Ltd	100.00%	September 30, 2024
IDBI Intech Ltd	100.00%	September 30, 2024
IDBI MF Trustee Company Ltd	100.00%	September 30, 2024
IDBI Asset Management Ltd	66.67%	September 30, 2024
IDBI Trusteeship Services Ltd	54.70%	September 30, 2024
B. Associates # @@		
National Securities Depository Limited \$	26.10%	June 30, 2024
North Eastern Development Finance Corporation Limited	25.00%	March 31, 2024*
Biotech Consortium India Limited	27.93%	March 31, 2024*

@ The consolidated financial results of the Bank include the financial results of all Subsidiaries which have been subjected to limited review by its auditors.

#Pondicherry Industrial Promotion Development and Investment Corporation Limited (21.14%) has been written down to rupee one, hence not consolidated.

@@ Impact of financial results of associates on the consolidated financial results is expected to be not material.

\$ The Bank holds 26.10% of the paid-up equity share capital of National Securities Depository Ltd (NSDL). The Securities Exchange Board of India, vide letter dated October 06, 2023 restricted the voting rights and all corporate actions in respect of bank's shareholding in NSDL in excess of 14.99%, until the actual divestment of the excess shareholding. However, in the interest of abundant disclosure and based on a legal expert's opinion, the Bank has decided to continue to recognize NSDL as an 'associate company' under the various statutory filings by the Bank and has consolidated financial results of NSDL based on the latest available unaudited financial statement as at June 2024.

\*The share of profits for the year ended March 31, 2024 has been credited to capital reserve during the quarter ended September 30, 2024.

17. Previous period's figures have been regrouped/ reclassified, wherever necessary to make them comparable with current period.

(Sumit Phakka)  
Deputy Managing Director

(Jayakumar S Pillai)  
Deputy Managing Director

(Rakesh Sharma)  
Managing Director & CEO

Mumbai  
October 25, 2024



<b>Chokshi &amp; Chokshi LLP</b> <b>Chartered Accountants</b> 15/17, Raghavji B Bldg, Ground Floor, Raghavji Road, Gowalia Tank, Off Kemps Corner, Mumbai 400036 LLP Registration No. AAC-8909	<b>Suri &amp; Co.</b> <b>Chartered Accountants</b> Unit No. 2A 1, Gundecha Onclave, Kherani Road, Sakinaka, Andheri (East), Mumbai - 400072
---	--

**INDEPENDENT AUDITORS' LIMITED REVIEW REPORT ON UNAUDITED CONSOLIDATED FINANCIAL RESULTS FOR THE QUARTER AND HALF YEAR ENDED SEPTEMBER 30, 2024 OF IDBI BANK LIMITED PURSUANT TO THE REGULATIONS 33 AND 52 READ WITH REGULATION 63(2) OF THE SEBI (LISTING OBLIGATIONS AND DISCLOSURE REQUIREMENTS) REGULATIONS, 2015 AS AMENDED**

**To,**  
**The Board of Directors**  
**IDBI Bank Limited**  
**Mumbai.**

1. We have reviewed the accompanying Statement of Unaudited Consolidated Financial Results of IDBI Bank Limited (hereinafter referred to as "the Bank"/"the Parent") and its subsidiaries (the Parent and its subsidiaries together referred to as "the Group") and its share of the net profit after tax of its associates for the quarter and half year ended September 30, 2024 ("the Statement"), being submitted by the Parent pursuant to the requirements of Regulations 33 and 52 read with Regulation 63(2) of the SEBI (Listing Obligations and Disclosure Requirements) Regulations, 2015, as amended ("Listing Regulations"), except for the disclosures relating to consolidated Pillar 3 disclosure as at September 30, 2024, including leverage ratio, liquidity coverage ratio and net stable funding ratio under Basel III Capital Regulations as have been disclosed on the Bank's website and in respect of which a link has been provided in Note 12 to the Statement, which have not been reviewed by us.
2. This Statement which is the responsibility of the Bank's Management and approved by the Bank's Board of Directors, has been prepared in accordance with recognition and measurement principles laid down in Accounting Standard 25 "Interim Financial Reporting" as prescribed under section 133 of the Companies Act, 2013 read with relevant rules issued thereunder, the relevant provisions of the Banking Regulation Act, 1949, the circulars, guidelines and directions issued by the Reserve Bank of India ("RBI") in respect of income recognition, asset classification, provisioning and other related matters ("RBI Guidelines") and other accounting principles generally accepted in India and in compliance with the Listing Regulations. Our responsibility is to issue a conclusion on the Statement based on our review.
3. We conducted our review of the Statement in accordance with the Standard on Review Engagements (SRE) 2410 "Review of Interim Financial Information Performed by the Independent Auditor of the Entity", issued by the Institute of Chartered Accountants of India. This standard requires that we plan and perform the review to obtain moderate assurance as to whether the Statement is free of material misstatement. A review is limited primarily to inquiries of Bank's personnel, primarily of persons responsible for financial and accounting matters, and analytical and other review procedures applied to financial data and thus provides less assurance than an audit conducted in accordance with the Standards on Auditing specified under Section 143(10) of the Companies Act, 2013 consequently, does not enable us to obtain assurance that we would become aware of all significant matters that might be identified in an audit. We have not performed an audit and accordingly, we do not express an audit opinion.

We also performed procedures in accordance with the circular issued by the SEBI under Regulation 33 (8) of the Listing Regulations to the extent applicable.





<b>Chokshi &amp; Chokshi LLP</b> <b>Chartered Accountants</b>	<b>Suri &amp; Co.</b> <b>Chartered Accountants</b>
--	---

4. The Statement includes the results of the following entities:

**Parent**

- IDBI Bank Limited

**Domestic Subsidiaries**

- IDBI Capital Markets & Securities Limited
- IDBI Intech Limited
- IDBI Mutual Fund Trustee Company Limited
- IDBI Asset Management Limited
- IDBI Trusteeship Services Limited

**Associates (See Para 7 below)**

- National Securities Depositories Limited (NSDL)
- North Eastern Development Finance Corporation Limited
- Biotech Consortium India Limited
- Pondicherry Industrial Promotion Development and Investment Corporation Limited

**Conclusion**

5. Based on our review conducted, procedure performed as stated in paragraph 3 above, and consideration of the unaudited financial results referred to in paragraph 6 and 7 below nothing has come to our attention that causes us to believe that the accompanying Statement has not been prepared in accordance with the recognition and measurement principles laid down in AS 25 prescribed under Section 133 of the Companies Act, 2013 read with relevant rules issued thereunder, RBI guidelines and other accounting principles generally accepted in India and has not disclosed the information required to be disclosed in terms of the Listing Regulations, including the manner in which it is to be disclosed, except for the disclosures relating to Pillar 3 disclosure, as at September 30, 2024, including leverage ratio, liquidity coverage ratio and net stable funding ratio under Basel III Capital Regulations as have been disclosed on the Bank's website and in respect of which a link has been provided in the Note 12 to the Statement, which have not been reviewed by us or that it contains any material misstatement or that it has not been prepared in accordance with the relevant prudential norms issued by the RBI in respect of income recognition, asset classification, provisioning and other related matters.

**Other Matters**

6. We did not review the interim financial results of 5 subsidiaries included in the Statement whose reviewed interim financial results reflect Group's share of total assets of Rs. 1,193.62 crore as at September 30, 2024 and total revenues of Rs. 101.53 crore and Rs. 193.28 crore and Group's share of total net profit after tax of Rs. 28.77 crore and Rs. 48.66 crore for the quarter and half year ended September 30, 2024 respectively and net cash inflows / (outflows) of Rs. (43.50) crore for the half year ended September 30, 2024 as considered in the unaudited consolidated financial results. These financial results have been reviewed by the other auditors whose report has been furnished to us by the Management and our conclusion on the Statement, in so far as it relates to the amounts and disclosures included in respect of the subsidiaries, is based solely on the reports of the other auditors and the procedures performed by us as stated in paragraph 3 above.



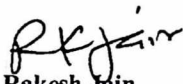
<b>Chokshi &amp; Chokshi LLP</b> Chartered Accountants	<b>Suri &amp; Co.</b> Chartered Accountants
---	--

7. We draw attention to Note 16 of the Statement which states that the Statement does not include the results in respect of all four associate companies for which financial results / accounts for the quarter and half year ended September 30, 2024 have not been received. According to the information and explanations given to us by the Management, the interim financial results of all four associate companies are not material to the Group. The Statement includes the Group's share of net profit after tax of Rs. 20.53 crore for the quarter ended June 30, 2024, in respect of 1 associate- NSDL (26.10%). These financial results have been reviewed by other auditors whose report has been furnished to us by the management and our conclusion on the Statement, in so far as it relates to the amounts and disclosures included in respect of this associate, is based solely on the reports of the other auditor and the procedures performed by us as stated in paragraph 3 above. In respect of 2 associates Northeastern Development Finance Corporation Limited (25%) and Biotech Consortium India Limited (27.93%) accounts have been consolidated up to March 31, 2024. In case of Pondicherry Industrial Promotion Development and Investment Corporation Limited, investment in the said company has been written down to Re.1 and not consolidated.
8. The consolidated financial results of the Bank for the earlier periods/year have been reviewed/audited by the predecessor joint statutory auditors, and their reports expressed an unmodified conclusion/opinion as per the details given below:

Consolidated Financial Results	Limited Review/Audit Report
Quarter ended 30/06/2024	Unmodified conclusion as per the Limited Review Report dated 22/07/2024
Quarter and half year ended 30/09/2023	Unmodified conclusion as per the Limited Review Report dated 21/10/2023
Year ended 31/03/2024	Unmodified opinion as per the Audit Report dated 04/05/2024

Our conclusion is not modified in respect of these matters.

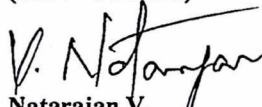
**For Chokshi & Chokshi LLP**  
Chartered Accountants  
(FRN - 101872W / W100045)

  
Rakesh Jain  
Partner  
(Membership No. 042364)  
UDIN: 24042364BKYNWK1122



Place: Mumbai  
Date: 25/10/2024

**For Suri & Co.**  
Chartered Accountants  
(FRN – 004283S)

  
Natarajan V.  
Partner  
(Membership No. 223118)  
UDIN: 24223118BKBNTC5984



Place: Mumbai  
Date: 25/10/2024



Date & Time of Download : 25/10/2024 16:13:51

**BSE ACKNOWLEDGEMENT**

<b>Acknowledgement Number</b>	8113893
<b>Date and Time of Submission</b>	10/25/2024 4:13:38 PM
<b>Scripcode and Company Name</b>	972571 - IDBI BANK LTD.
<b>Subject / Compliance Regulation</b>	Compliances-Reg. 51 (1), (2) - Price Sensitive information disclosure of event / Information
<b>Submitted By</b>	Sourav Mahajan
<b>Designation</b>	Designated Officer for Filing

**Disclaimer** : - Contents of filings has not been verified at the time of submission.



National Stock Exchange Of India Limited

Date of

25-Oct-2024

**NSE Acknowledgement**

<b>Symbol:-</b>	
<b>Name of the Company: -</b>	IDBI Bank Limited
<b>Submission Type:-</b>	Announcements
<b>Short Description:-</b>	Disclosure Under Regulation 51(1)(2)
<b>Date of Submission:-</b>	25-Oct-2024 04:14:23 PM
<b>NEAPS App. No:-</b>	2024/Oct/1692/1692

Disclaimer : We hereby acknowledge receipt of your submission through NEAPS. Please note that the content and information provided is pending to be verified by NSEIL.